

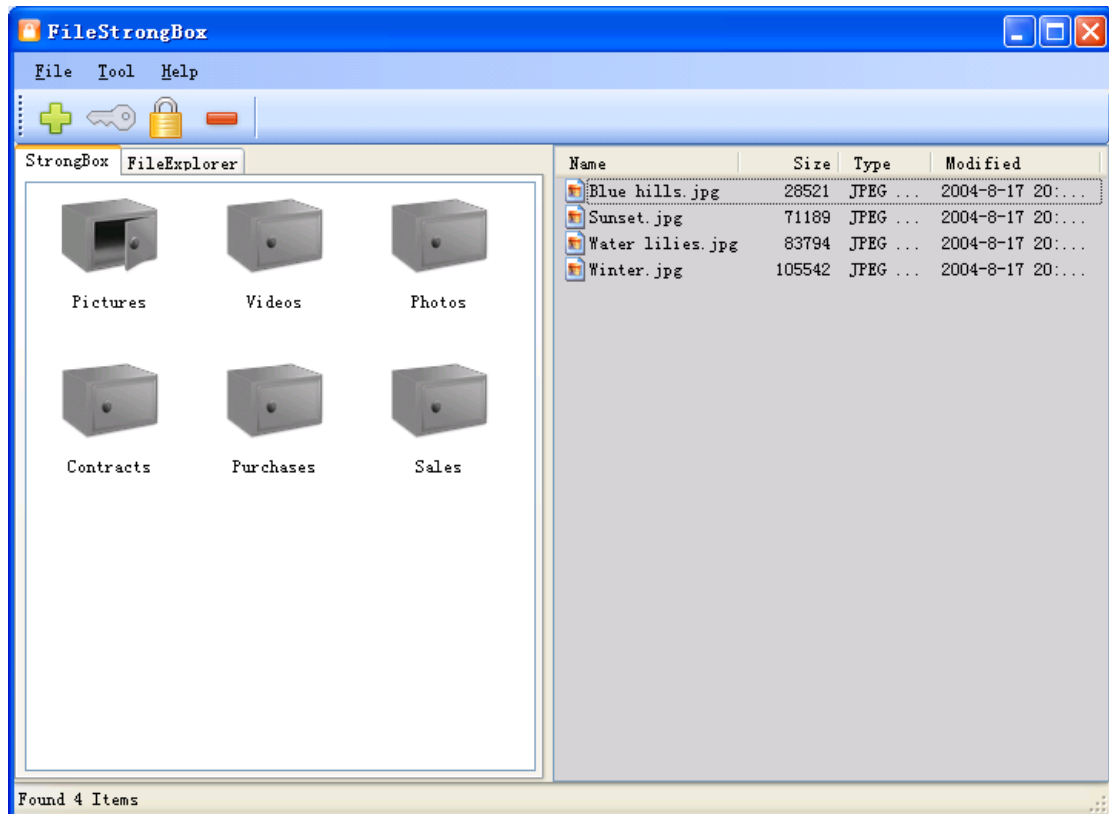
# Janus File StrongBox

## Contents

<a href="#">1 Introduction.....</a>	<a href="#">2</a>
<a href="#">2 Setup.....</a>	<a href="#">3</a>
<a href="#">3 Usage.....</a>	<a href="#">3</a>
<a href="#">3.1 Create new StrongBox.....</a>	<a href="#">3</a>
<a href="#">3.2 Open strongbox.....</a>	<a href="#">4</a>
<a href="#">3.3 Add files to StrongBox.....</a>	<a href="#">4</a>
<a href="#">3.4 Open or edit file in StrongBox.....</a>	<a href="#">5</a>
<a href="#">3.5 Decryption.....</a>	<a href="#">6</a>
<a href="#">4 Register.....</a>	<a href="#">6</a>
<a href="#">5 Support.....</a>	<a href="#">6</a>

# 1 Introduction

Janus File StrongBox, is a file encryption software and data leakage prevention software that offers protection for your important files, pictures and private data. File StrongBox creates encrypted storages named StrongBox; you can keep your private files in the Strongbox and protect it with a password.




Janus File StrongBox Key Features:

- AES-256 bit encryption (Military Grade);
- Multiple-Strongbox Support;
- Password Protection;
- Encrypted files Edit;
- Import or Export Strongbox;
- Drag and drop for files and folders;
- Temporary Files Shred/Wipe from disk;
- Data Leakage Prevention, Data Loss Prevention.

## 2 Setup

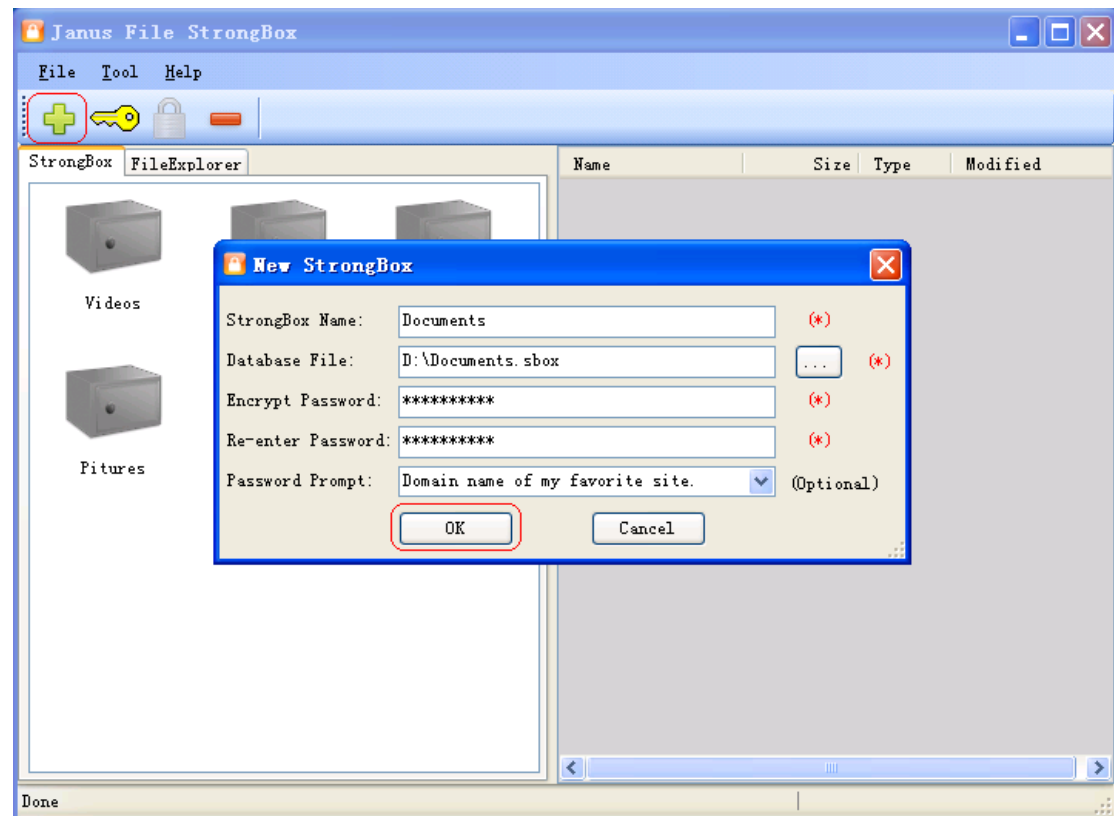
Green edition, setup is not required, just copy the “FileStrongBox” folder to your disk, and double click the JanusFileStrongBox.exe to run it.

If you want to setup it for more function such as shortcut link/menu, you can enter the “Setup” directory, and run setup.exe to install it, then it will add shortcut link  to your desktop and start menu.

## 3 Usage

### 3.1 Create new StrongBox

Click “New StrongBox” button, input expected name, location, protection password for it.

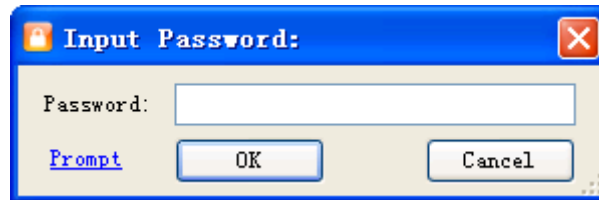


You should input a strong password which includes character, number, and special symbol, File StrongBox will take it as the key of AES-256 to encrypt your files. Please remember your password; this program will not store it. Once you forgot it, nobody can open the strongbox. For fear that, you can set a prompt sentence to help you remember it, such as the domain name of my favorite site, the birthday of my good friend,

the same with your Windows/MSN/Email password etc. When you open a strongbox, you can get the prompt sentence by click the “Prompt” label.

### 3.2 Open strongbox

Double click one of your StrongBoxes, input password.

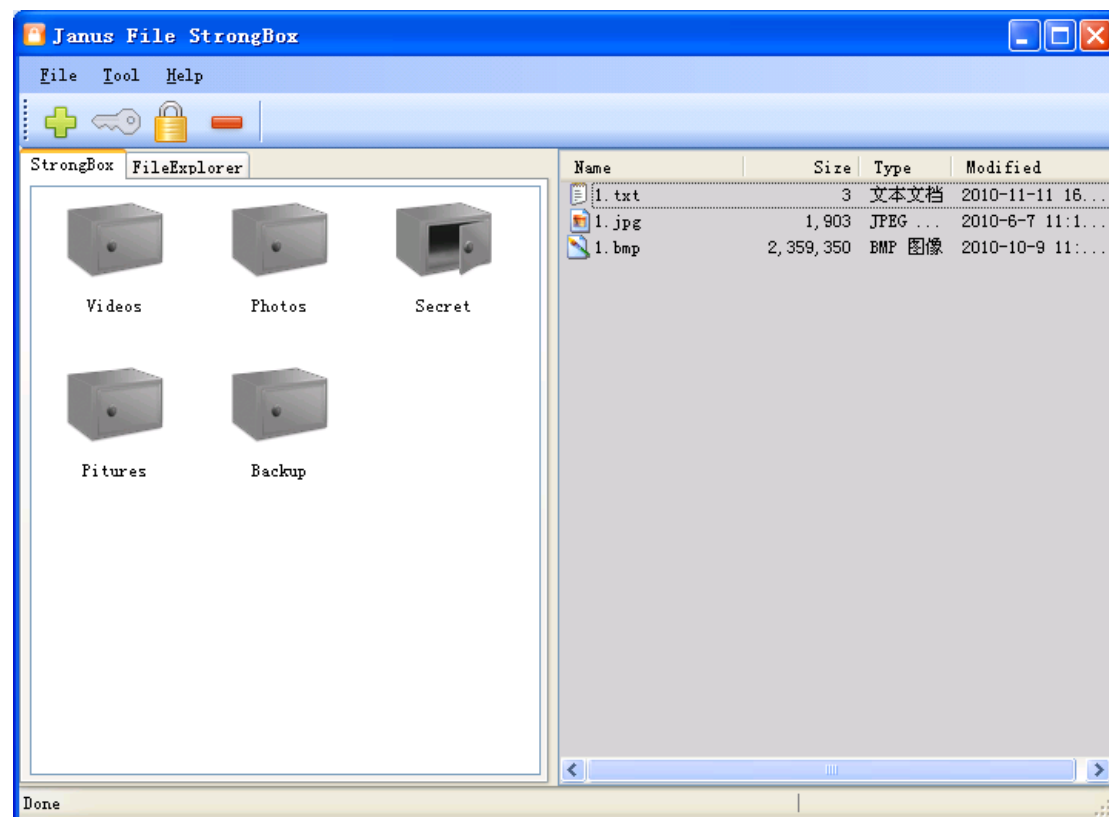


If you are not clear which password is used, please click “Prompt” to view the cue.

If you forgot it absolutely, we have to say sorry about that, because there is no backdoor or private key can open the encrypted strongbox. So, we recommend you set the prompt sentence when create the strongbox.

If the password is correct, the strongbox will be open and list all items in it.

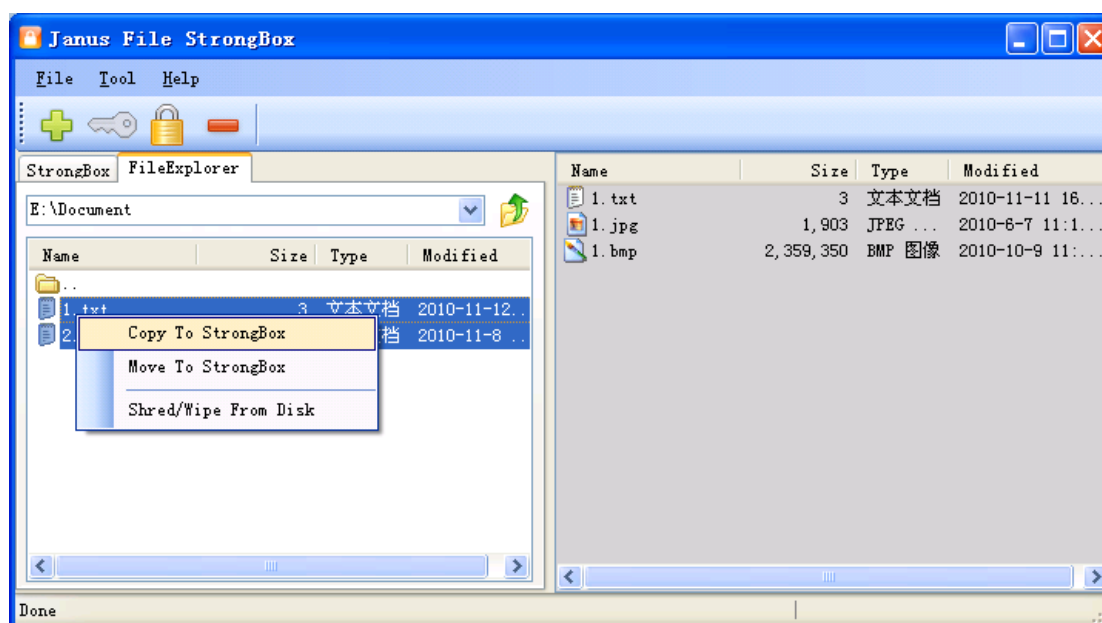
Double click the open strongbox to close it.



### 3.3 Add files to StrongBox

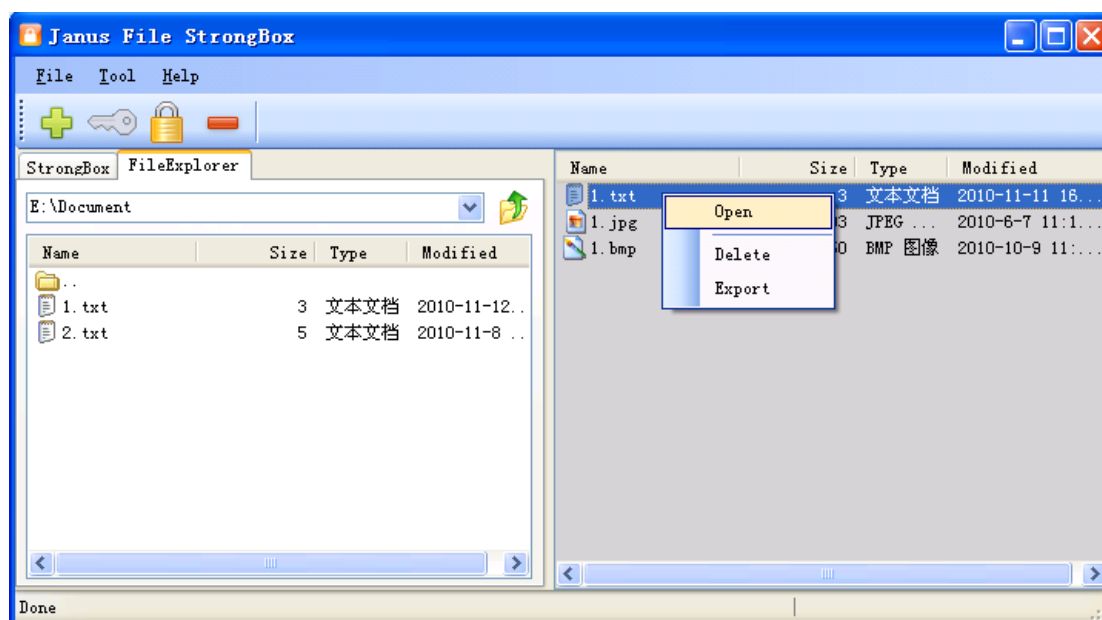
Simply, select files in the FileExplorer or Windows Explorer, then drag and drop.

Or you can right click files, select “Copy to StrongBox” if you want to keep a copy in file system, select “Move to StrongBox” if you don’t expect to keep them, the selected files will be shredded/wiped after move finished. Move = Copy + Shred .



### 3.4 Open or edit file in StrongBox

Double click a file in the strongbox, or right click it and select “Open”.



You can edit it directly and save it.

After you finished edit and close the document. It will ask you whether to update the document. Select “Yes” to update the document in the strongbox.

The temporary file will be shredded (wiped) from disk after operation finished.

### 3.5 Decryption

If you want to restore files to unencrypted status, select items in the strongbox, drag and drop them into the FileExplorer.

Or right click selected items and click "Export", select export folder to decrypt them.

## 4 Register

Janus File StrongBox is shareware.

Unregistered edition has max file size limit, each file more than 10MB can't be added into strongbox.

No time limit.

If you like it, click Help-> Buy Now to order it, or access our website:

<http://www.janusec.com>

## 5 Support

<http://www.janusec.com>

[janusecurity@gmail.com](mailto:janusecurity@gmail.com)

**Janus Security**